Roof fans with horizontal air discharge

DV-ROF-R

Download Wentyle
Download AlnorCAM
Buy via B2B



Dimensions

DV-ROF-R

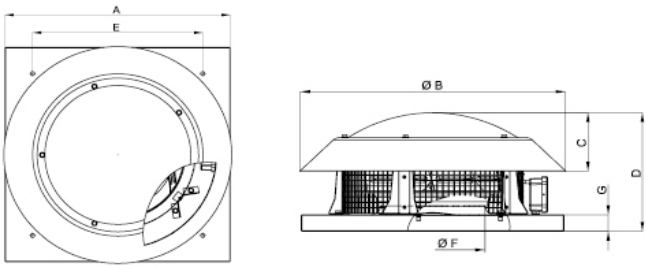

Type	A	B	C	D	E	F	G
DV-ROF-R-160	252	260	50	140	210	80	25
DV-ROF-R-180	252	260	50	140	210	80	25
DV-ROF-R-225	336	386	105	212	274	146	35
DV-ROF-R-250	370	386	105	225	290	163	35
DV-ROF-R-315	454	443	135	293	333	185	40
DV-ROF-R-355	595	595	135	285	450	234	40

Description

The DV-ROF-R roof fan with horizontal air discharge is available in two versions of the winding insulation class - B and F. The DV-ROF roof fan has a broad range of applications: industrial and construction applications, in factories, hospitals, night clubs, theatres, houses, restaurants. The exhaust fans are intended for installation on dampening roof bases.

Material:
- housing: electrostatic iron sheet
- rotor: galvanised sheet

Insulation class: class B or F

Example of the designation
Product code: **DV-ROF-R - aaa**

type
ØA

Type	Voltage [V]	Frequency [Hz]	Power [W]	Condenser [uf]	Speed [rev/min]	Flow of air [m³/h]	Noise level [dB(A)]	Weight [kg]
DV-ROF-R-160	230	50	65	2,0	2547	245	46	3,50
DV-ROF-R-180	230	50	80	2.5	2500	385	50	3,70
DV-ROF-R-225	230	50	130	5,0	2640	850	54	7,00
DV-ROF-R-250	230	50	120	6,0	2685	1300	55	8,00
DV-ROF-R-315	230	50	180	6,0	1400	1680	56	12,80
DV-ROF-R-355	230	50	220	6,0	1400	2650	65	18,00

is a legally protected trademark and technical patent. All rights reserved.

Roof fans with horizontal air discharge

DV-ROF-R

Download Wentyle
Download AlnorCAM
Buy via B2B

Graphs

Flow characteristics of **DV-ROF-R** fans

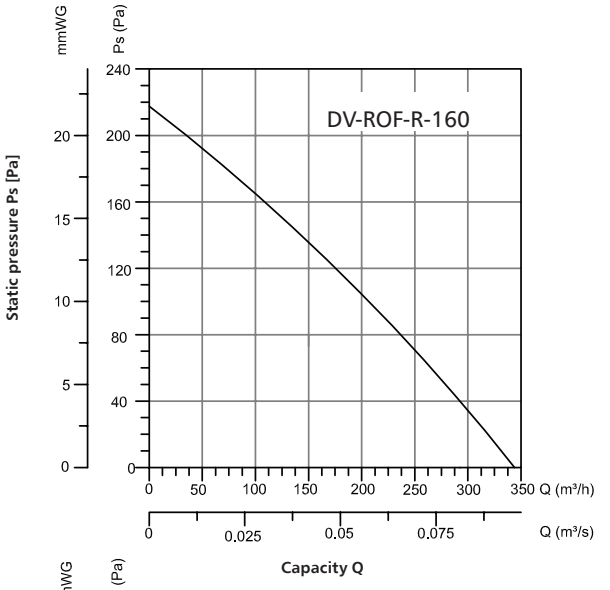

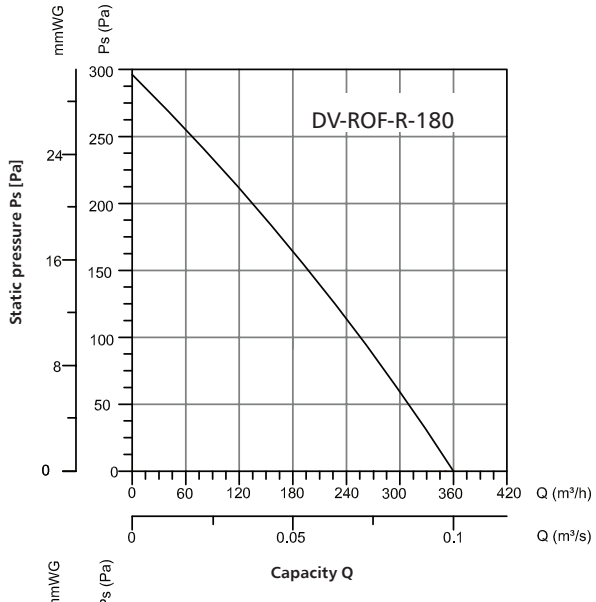

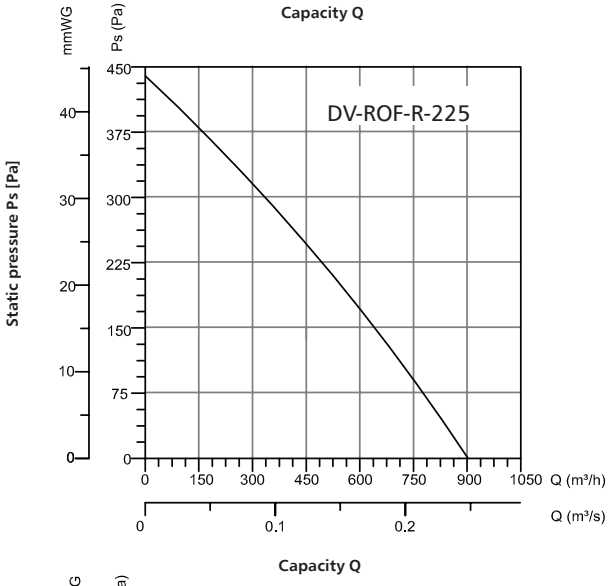

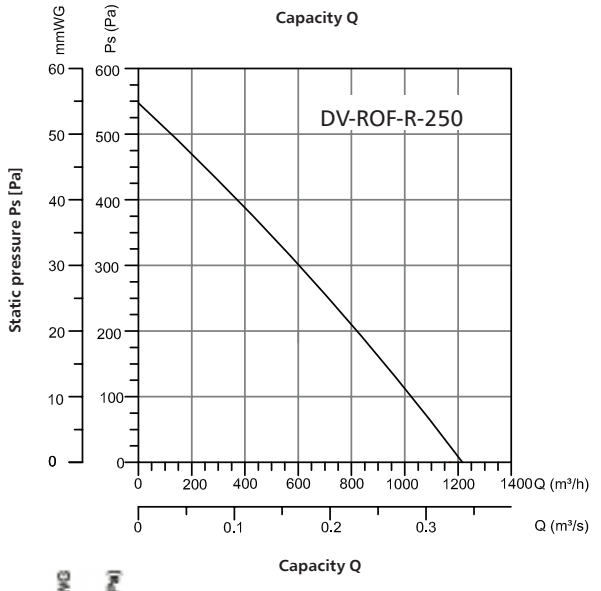

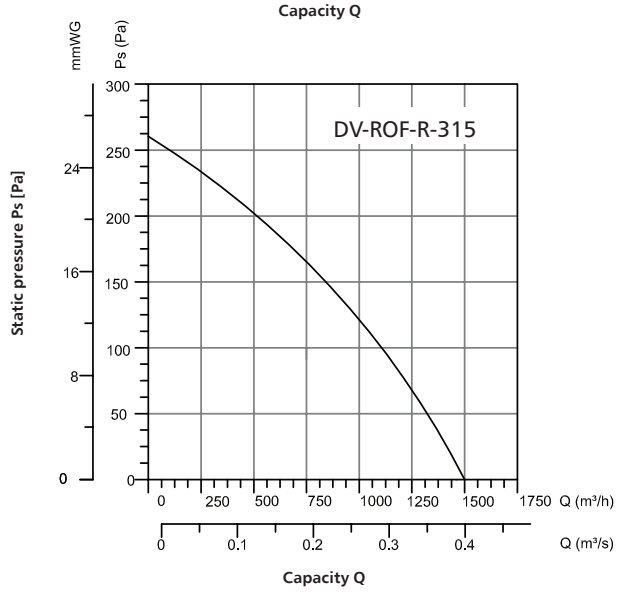

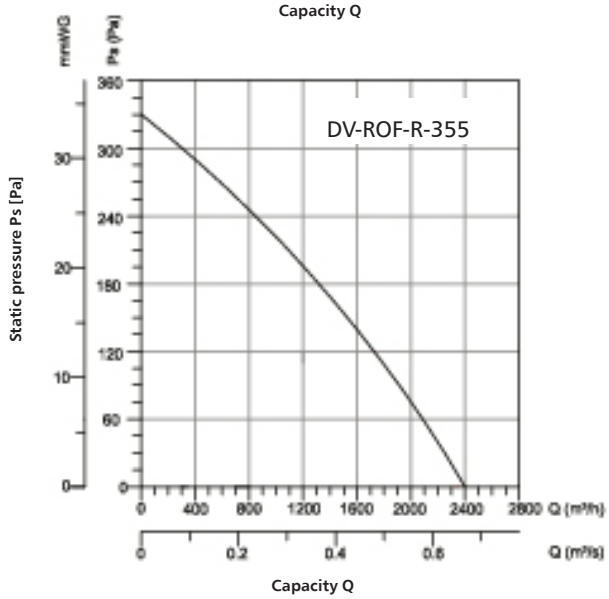

ALNOR® ventilation systems
is a legally protected trademark and technical patent. All rights reserved.